


Proximate the Future of Dental Scanning

Model Scanner



Proxima L100



Proxima L400



Proxima L200



About Us

Our Istanbul-based company, **Kivi Technologies**, began operations in 2021 and started producing Turkey's first and only 3D scanning systems. Partnering with KLASS, a company with half a century of modern production experience and entirely focused on exports, our company continues to manufacture high-tech products.

At **Kivi Technologies**, we develop 3D scanning devices of the highest quality in terms of cost-effectiveness and world standards by producing all software, hardware, and designs in-house. Additionally, we are also developing other 3D scanning systems such as 'Intraoral Scanner' and 'Face Scanner'.

Simplest Gateway to Precision.

Proxima L100

Proxima L100 is your reliable entry into high-quality digital dentistry. Equipped with **dual 5MP cameras**, it delivers exceptionally sharp and detailed scans.

Proxima L100 combines precise results, powerful performance, and affordability — all in one compact scanner built for everyday excellence.



Speed Meets Color. Efficiency Meets Detail.

Proxima L200



Proxima L200 takes precision to the next level with up to **2x faster scanning** and vibrant color capture. Equipped with dual 5MP cameras, it delivers the same sharp, high-quality scans as the Proxima L100—but in half the time.

With the added advantage of **true-color scanning**, it enhances visualization for a more detailed and natural representation. Proxima L200 is built for professionals who demand speed, accuracy, and efficiency.



6 Microns
Accuracy



10s
Full Arch Scan



True Color
Scanning

Prepare for a **Scanner**.
Make it **Double**.

Proxima L400

Proxima L400 is built for professionals who demand the highest standards in digital dentistry. With **true color scanning**, up to **2× faster speed**, and industry-leading **4-micron accuracy**, see what others miss — in full clarity.

Its unique **dual-plate design** allows simultaneous placement of upper and lower jaws — streamlining your workflow like never before.



4 Microns
Accuracy



10s
Full Arch Scan



True Color
Scanning

x2

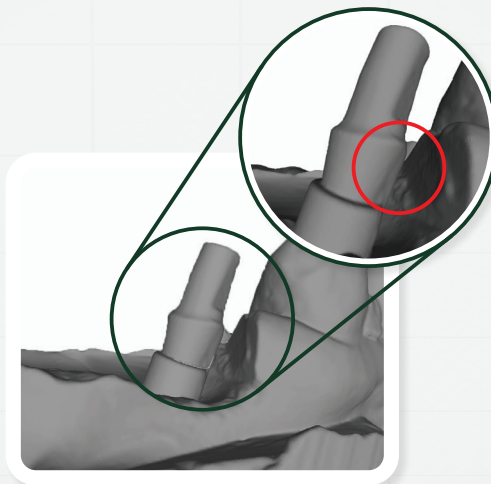
Dual-Plate
Scanning



While Others Fill the Gaps, We Capture the Truth.



Original Model



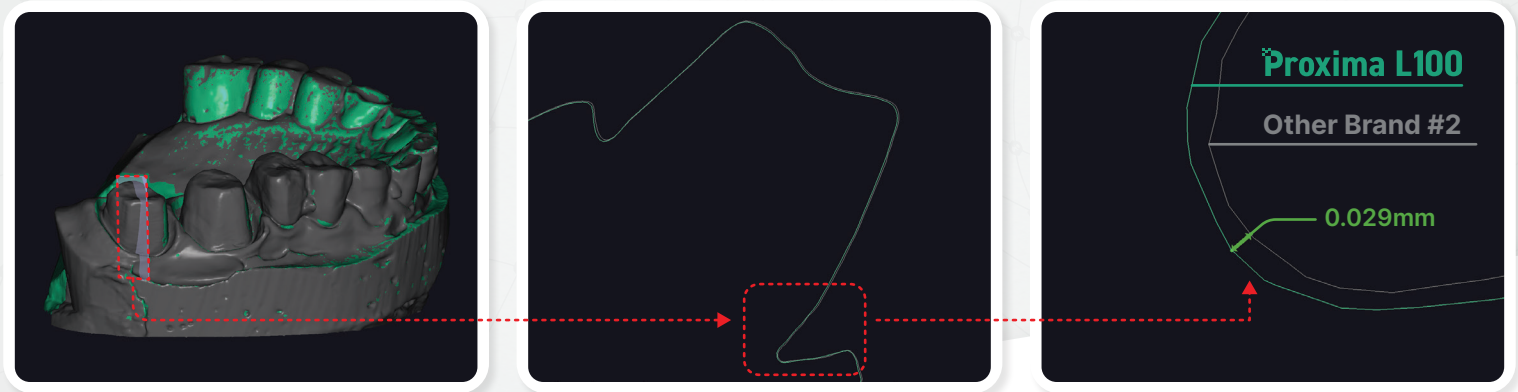
Other Brand #1



Proxima L100

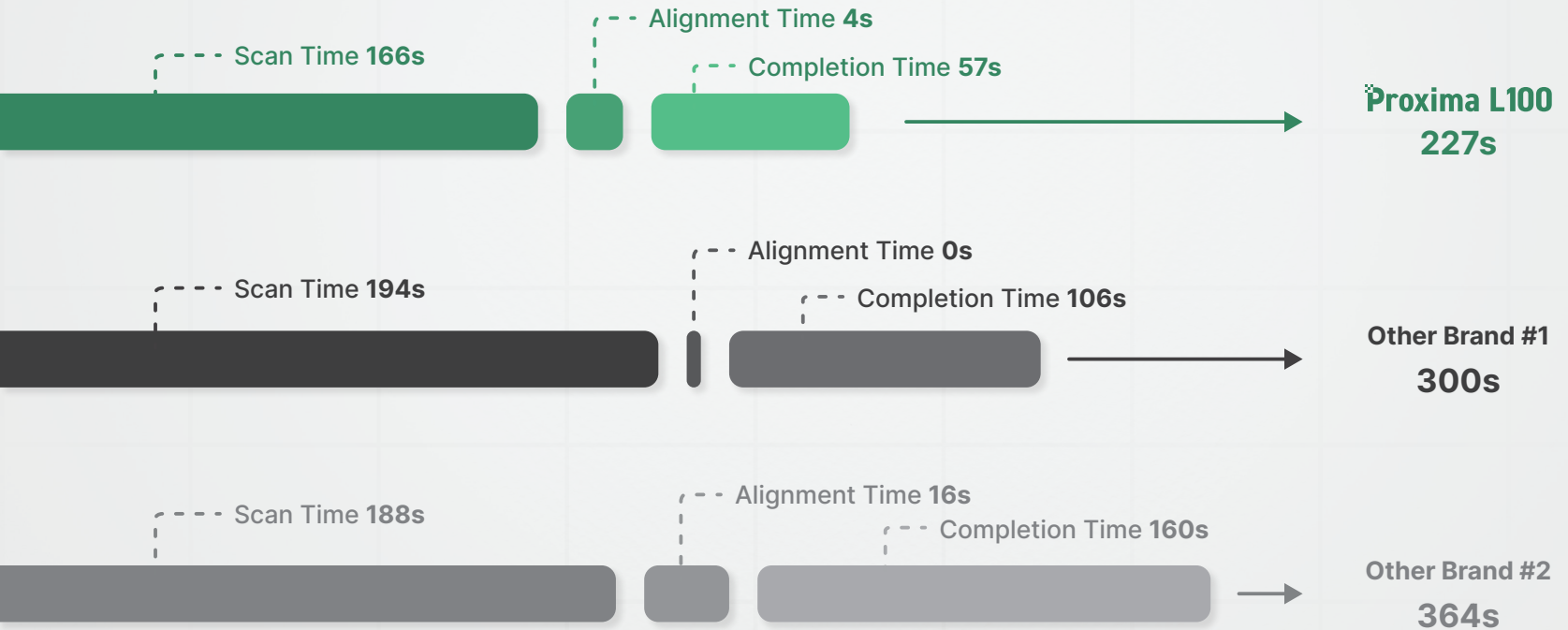
When scanning complex geometries, Proxima delivers results that **stay true to the original model** — capturing fine details with accuracy. In contrast, Other scanners rely on artificial surface filling in hard-to-scan areas, resulting in unrealistic and smoothed-over geometry. **With Proxima, what you scan is what you get.**

We Don't Miss a Point Even in the **Deepest Areas.**



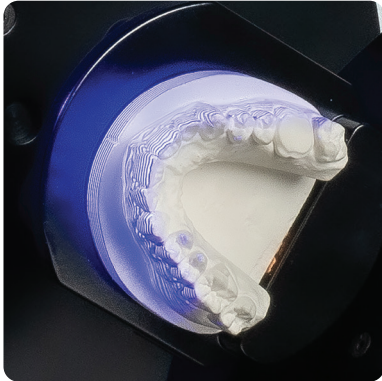
While others struggle to scan recessed regions, Proxima captures every detail with clarity and confidence. **From surface edges to the deepest regions**, every point matters — and we make sure none are left behind.

Are You Still Scanning? We're **Already Done.**




Built for Versatility. Ready for Everything.



Interproximal Scan



Articulator Scan



Implant Scan



Die Scan



Impression Scan



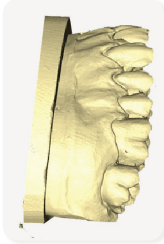
Denture Scan

Not Just an App A Map for Flawless Workflow


Interproximal Scan

Proxima captures clear, detailed scans even in hard-to-reach interproximal areas with its unique integrated accessory.

Before



After



Intelligent Scan

Proxima replaces manual scanning with smart algorithms that calculate angles automatically, enabling faster and more detailed scans with a single touch.



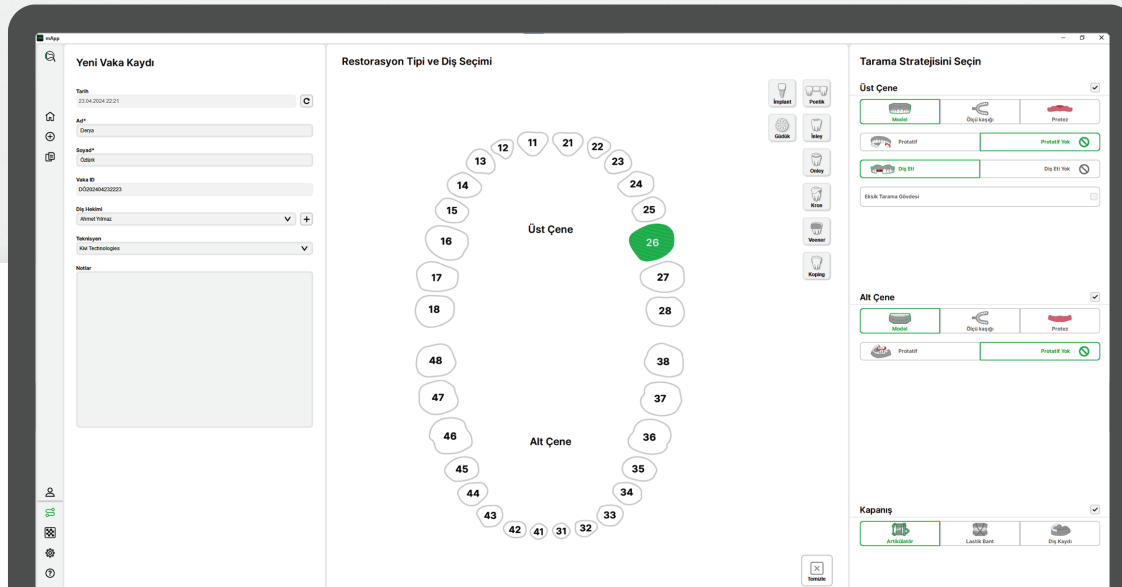
Texture Scan

Proxima facilitates production processes by also recognizing markings drawn on the model that can serve as references during prosthesis manufacturing.

Model



Scan





Proxima L100



Proxima L200



Proxima L400

Camera	2 × 5MP		
Light Source Technology	Structured Light		
Interface	USB 3.0		
Output Format	STL / PLY / OBJ		
Dimensions	35×48×38cm	35×48×38cm	43×34×30cm
Weight	20kg	20kg	28kg
Accuracy	6 μm	6 μm	4 μm
Scan Speed (Full Arch)	18s	10s	10s
Texture Scan	B/W	RGB Color	RGB Color
Power	100-240 V(AC), 50-60Hz, 60W		
Warranty	3 years		
Impression Scan	✓	✓	✓
Interproximal Scan	✓	✓	✓
Ultra-detailed Scan	✓	✓	✓

Proximate the Future of Dental Scanning



Reşitpaşa Mah. Katar Cad. Arı Teknokent 2
B Blok No: 4/2/106 Sarıyer / İstanbul
Telefon: +90 (212) 358 28 55

www.kivitechnologies.com



[✉ info@kivitechnologies.com](mailto:info@kivitechnologies.com)

[@kivitechnologies](https://www.instagram.com/kivitechnologies)

[in @kivitechnologies](https://www.linkedin.com/company/kivitechnologies)